



STUDENT FEEDBACK ANALYSIS (2019-2020)

The Institute conducts continuous feedback/surveys bi-annually on the 'teaching & learning' process from the students. All students actively participate in giving their honest & true feedback. The feedback is done on few parameters such as depth of course content, availability of source material, study material (in-library), employability, and relevance to a real-life situation, along with course outcome acquired during the semester. The questions touch upon the coverage of syllabus, content-provided, student-centric methods adopted, usages of ICT facilities, time management, and the assistance provided by the faculties related to the dissertations, projects, assignments, or any other files.

The responses are scored over a four-point scale (Excellent, Very Good, Good, and Average). To have continuous improvement, all the responses were studied thoroughly. It is evident from the graph enclosed that, majority of the students are satisfied with the curriculum, academic performance, and the assistance provided by the faculties.

Student Feedback Questions:

- Q1. How was the quality of online study material including Subject Notes, PPT, Audio Lectures, And Video lectures provided to you?
- Q2. How was the content covered in online classes?
- Q3. Efficiency and frequency of online classes.
- Q4. Time Management of the online classes.
- Q5. Assistance provided by the faculty related to the subject.
- Q6. Assistance provided by faculty related to the dissertation, projects, assignment, or any other file.
- Q7. Overall Experience of online classes during COVID 19 Pandemic.

Student Feedback Analysis

1.Tabular Analysis of Student Feedback

A. In Numbers

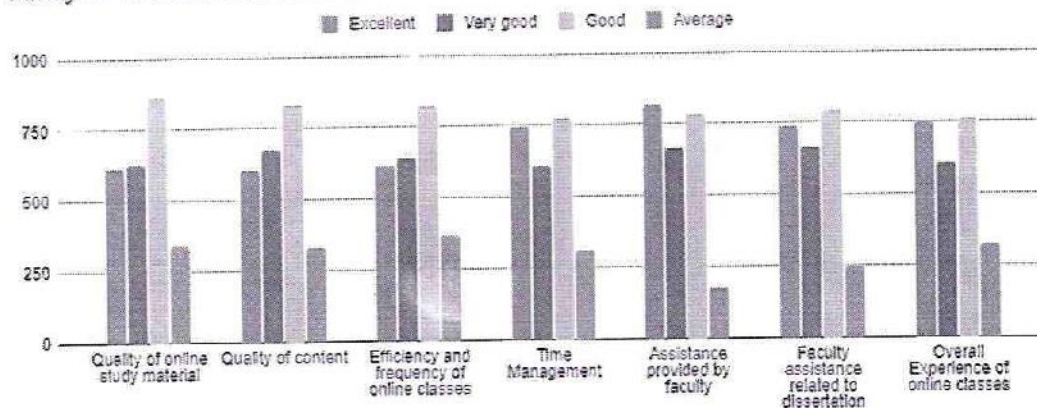
Questions	Excellent	Very good	Good	Average
Quality of online study material	611	625	864	338
Quality of content	601	676	832	329
Efficiency and frequency of online classes	613	639	823	363
Time Management	746	608	775	309
Assistance provided by faculty	815	666	781	176
Faculty assistance related to dissertation	736	664	791	247
Overall Experience of online classes	749	607	761	321

B. In Percentage

	Excellent	Very good	Good	Average
Quality of online study material	25.06%	25.64%	35.44%	13.86%
Quality of content	24.65%	27.73%	34.13%	13.49%
Efficiency and frequency of online classes	25.14%	26.21%	33.76%	14.89%
Time Management	30.60%	24.94%	31.79%	12.67%
Assistance provided by faculty	33.43%	27.32%	32.03%	7.22%
Faculty assistance related to dissertation	30.19%	27.24%	32.44%	10.13%
Overall Experience of online classes	30.72%	24.90%	31.21%	13.17%

C. Diagrammatic representation of the Analysis

Analysis of student feedback



During the odd Semester (Aug-2019 - Dec-2019) feedback was taken and the suggestions received from students are as follows:

- ❖ Research-oriented activities should be encouraged at the student level
- ❖ Students were facing problems with parking and space in canteen premises
- ❖ Students suggested having a Yoga/ Physical activity during assembly
- ❖ Few Students expressed their lack of availability of laptop/ computers to complete their digital assignment.

Overall Experience of online classes during COVID 19 Pandemic (March 2020- June 20):

Despite the COVID 19 pandemic, the student's overall experience was quite good. Most of the students found the online classes to very interactive informative and helpful.

Experiences shared by the students are as follows:

- ❖ The duration of the classes can be increased up to 60 Minutes.
- ❖ There should be 10 minutes break between each class
- ❖ The students were interested to have more numbers of doubt clearing/tutorial classes
- ❖ Some of the students faced network issue/Connectivity problems
- ❖ Some of the students were login with fake emailed and disturbed the whole class
- ❖ Recorded classes were also suggested by some of the students
- ❖ Protection from the outside intruders

The feedback & suggestions obtained are discussed with the higher authorities & management and the issues of special concerns are addressed and discussed in the in-house meetings for the upcoming session. Required actions were taken in the form of sending circulars to course departments along with the students.

Action Taken Report

Feedback	Action Taken
Research-oriented activities should be encouraged at the student level	Students were assigned Action Research Topics
Students were facing problems for parking, Playground, and space in canteen premises	The Institute has acquired new space which is being utilized for Parking & playground To resolve the canteen Issue Time table has been scheduled with the different break timing of each course
Students suggested having a Yoga/ Physical activity during assembly	During Assembly weekly Yoga sessions were conducted regularly
Few Students expressed their lack of availability of laptop/ computers to complete their digital assignment	Students were provided with computers after classes to complete their digital assignments
Duration of the Online classes can be increased up to 60 Minutes	The timing was revised for the online classes
There should be 10 minutes break between each class	The timetable was revised with a break of 5 minutes.
Protection from the outside intruders	Specific Email groups were created
Classes should be more interactive	Encouragement of Cooperative learning through projects, presentations, and group work

The Teaching-Learning-Evaluation process in the Institute is given meticulous attention **Preparing Clear Course Plans/Course Schedules:** Prepared by the faculty, these are made available on the student portal.

Academic Calendar: Published bi annually – these contain the curriculum, the method of teaching and evaluation, and the plans for co-curricular and extra-curricular activities, seminars, workshops, conferences, training programs, etc.



STUDENT FEEDBACK ANALYSIS (2018-2019)

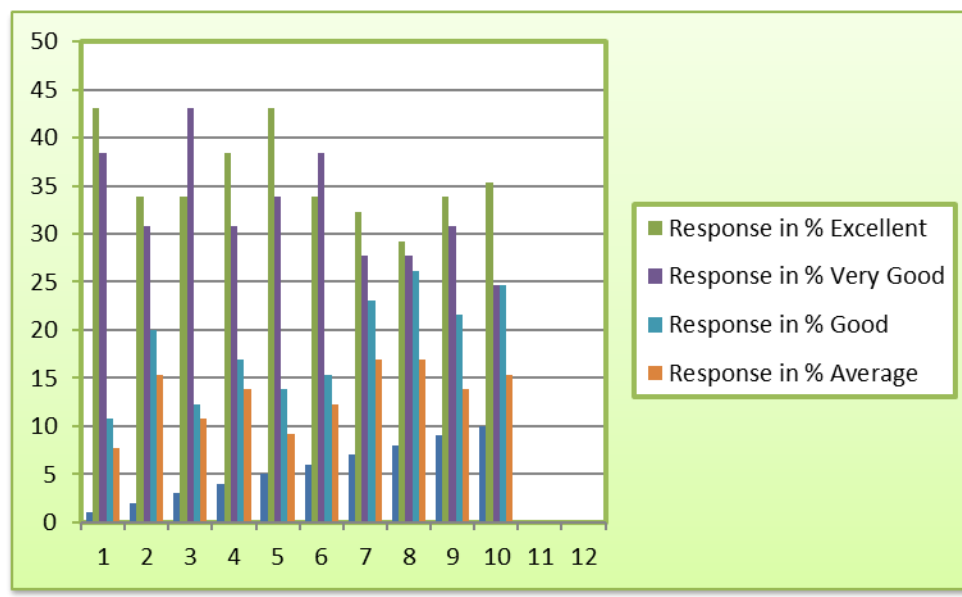
Fairfield Institute of Management & Technology is dedicated to the pre-eminence of education along with other important stipulation for the students. Institute conducts feedback process for knowing perspective of the students and their thoughtful and constructive feedback are used to make improvements in order to enhance their growth and development if needed.

Following is the analysis of the opinion provided by the students:

Student Feedback Analysis

Question No.	Curriculum Evaluation Points	Response in %			
		Excellent	Very Good	Good	Average
1.	Has the teacher covered entire syllabus as prescribed by University?	82.14	10.25	4.68	2.93
2.	Has the teacher covered relevant topic beyond Syllabus?	73.5	15.62	5.83	5.05
3.	Effectiveness of teacher in terms of technical content	66.88	19.24	7.57	6.31
4.	Effectiveness of teacher in terms of communication Skills	60.73	15.14	12.03	11.83
5.	Effectiveness of teacher in terms of use of Non print teaching aids	77.13	11.81	8.02	3.04
6.	Effectiveness of teacher in terms of Availability beyond normal classes and co-operation to solve individual problems.	62.46	18.93	9.62	8.99
7.	Effectiveness of teacher in terms of Pace on which contents were covered	73.5	15.62	5.83	5.05
8.	Overall effectiveness of teacher	61.64	20.44	10.83	7.09
9.	How do you rate the contents of the curricular?	71.03	18.04	6.43	4.05
10.	How do you rate lab facilities, if applicable?	68.14	16.25	8.67	6.94

Graphical representation of Student Feedback Analysis:



It is evident from the graph mentioned above that, majority of the students are satisfied with the curriculum, academic performance, and the assistance provided by the faculties.

During feedback suggestions received from students are as follows:

- ❖ Provide expert from the industry
- ❖ Installation of E library
- ❖ More Practical Exposure
- ❖ Students should be provided e-notes.
- ❖ Faculties should suggest question bank or MCQs for practice.

The feedback & suggestions obtained are discussed with the higher authorities & management and the issues of special concerns are addressed and discussed in the in-house meetings for the upcoming session. Required actions were taken in the form of sending circulars to course department along with the students.

Action Taken Report

Feedback	Action Taken
Provide expert from the industry	Guest Lectures and Workshops were organized on regular basis as per the demand of the course
Installation of E library	E-library has been installed in the Institute; Students can access it from the institute and from the home as well.
More Practical Exposure	Various types of events like educational, entertainment, etc. were organized to enhance practical knowledge of the students.
Students should be provided e-notes.	Students have full access to their student portal and notes relevant to their syllabus are updated before their examination in the portal.
Faculties should suggest question bank or MCQs for practice.	MCQ's & question bank which also include previous year question papers were shared with students so that they can practice them well in time. This process helps students in understanding the nature of the questions, time- management and most importantly in self-evaluation.



STUDENT FEEDBACK ANALYSIS (2017-2018)

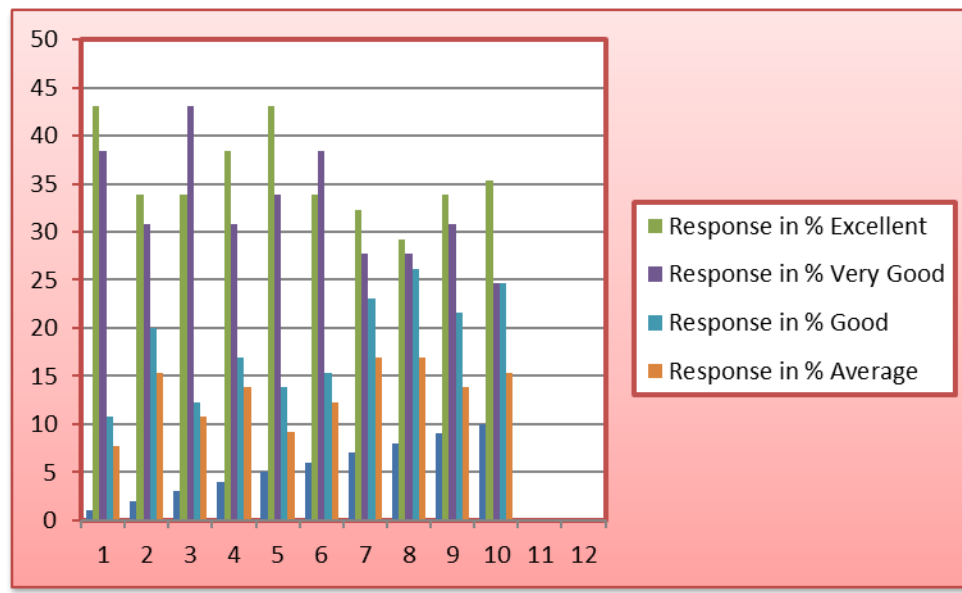
Fairfield Institute of Management & Technology is dedicated to the pre-eminence of education along with other important stipulation for the students. Institute conducts feedback process for knowing viewpoints of the students, and their thoughtful and constructive feedback are used to make improvements in order to enhance their growth and development if needed.

Following is the analysis of the opinion provided by the students:

Student Feedback Analysis

Question No.	Curriculum Evaluation Points	Response in %			
		Excellent	Very Good	Good	Average
1.	Has the teacher covered entire syllabus as prescribed by University?	82.14	10.38	5.47	2.01
2.	Has the teacher covered relevant topic beyond Syllabus?	64.69	14.83	11.52	8.96
3.	Effectiveness of teacher in terms of technical content	77.6	11.22	8.02	3.16
4.	Effectiveness of teacher in terms of communication Skills	63.18	20.89	9.25	6.68
5.	Effectiveness of teacher in terms of use of Non print teaching aids	64.9	20.52	7.08	7.5
6.	Effectiveness of teacher in terms of Availability beyond normal classes and co-operation to solve individual problems.	65.34	21.68	9.99	2.99
7.	Effectiveness of teacher in terms of Pace on which contents were covered	79.63	13.3	4.04	3.03
8.	Overall effectiveness of teacher	80.09	9.16	6.78	3.97
9.	How do you rate the contents of the curricular?	77.09	12.1	8.2	2.9
10.	How do you rate lab facilities, if applicable?	72.14	16.39	6.4	5.07

Graphical representation of Student Feedback Analysis:



It is evident from the graph mentioned above that, majority of the students are satisfied with the curriculum, academic performance, and the assistance provided by the faculties.

During feedback suggestions received from students are as follows:

- ❖ Proper notes should be provided & availability of books in library
- ❖ Make the course work more practical
- ❖ Increase the time period of semester
- ❖ Would appreciate movie screening for better understanding of syllabus

The feedback & suggestions obtained are discussed with the higher authorities & management and the issues of special concerns are addressed and discussed in the in-house meetings for the upcoming session. Required actions were taken in the form of sending circulars to course department along with the students.

Action Taken Report

Feedback	Action Taken
Proper notes should be provided & availability of books in library	Students have full access to library and their student portal as well. Notes relevant to their syllabus are updated before their examination in the portal. Also the books with latest edition have been installed in the library.
Increase the time period of semester	Extra classes were provided to the students as per their requirements.
Make the course work more practical	Various types of events like educational, entertainment, etc. were organized to enhance practical knowledge of the students.
Would appreciate movie screening for better understanding of syllabus	Movie Screening is also done on regular basis.



STUDENT FEEDBACK ANALYSIS (2016-2017)

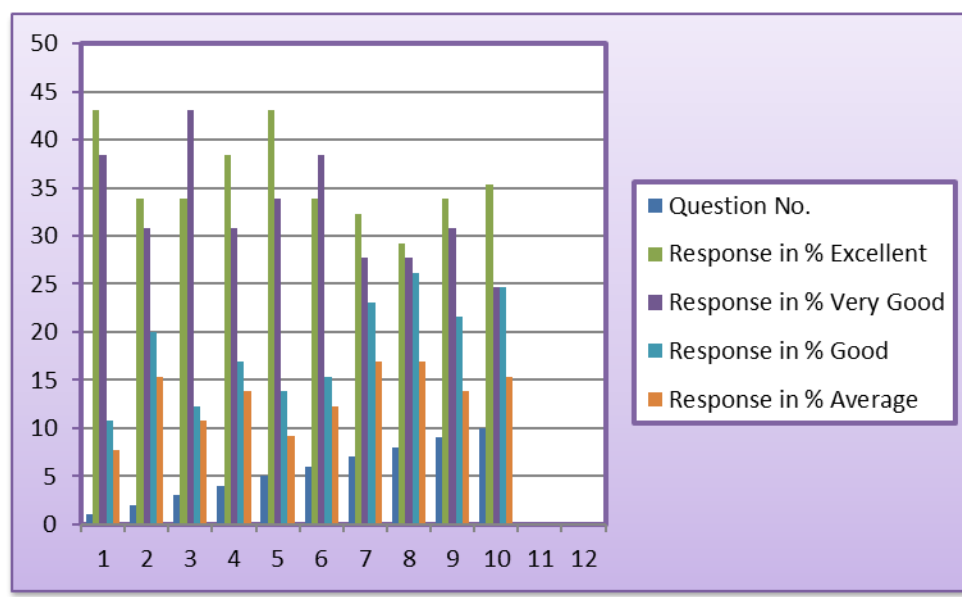
Fairfield Institute of Management & Technology is dedicated to the pre-eminence of education along with other important stipulation for the students. Institute conducts feedback process for knowing viewpoints of the students, and their thoughtful and constructive feedback are used to make improvements in order to enhance their growth and development if needed.

Following is the analysis of the opinion provided by the students:

Student Feedback Analysis

Question No.	Curriculum Evaluation Points	Response in %			
		Excellent	Very Good	Good	Average
1.	Has the teacher covered entire syllabus as prescribed by University?	66.88	15.93	11.45	5.74
2.	Has the teacher covered relevant topic beyond Syllabus?	65.31	18.32	9.41	6.96
3.	Effectiveness of teacher in terms of technical content	40.63	36.52	13.48	9.38
4.	Effectiveness of teacher in terms of communication Skills	38.48	34.77	17.19	9.57
5.	Effectiveness of teacher in terms of use of Non print teaching aids	56.88	17.93	14.45	10.74
6.	Effectiveness of teacher in terms of Availability beyond normal classes and co-operation to solve individual problems.	36.52	27.34	19.14	16.99
7.	Effectiveness of teacher in terms of Pace on which contents were covered	45.9	26.95	18.55	8.59
8.	Overall effectiveness of teacher	38.28	29.1	19.34	13.28
9.	How do you rate the contents of the curricular?	34.96	25.98	25	14.06
10.	How do you rate lab facilities, if applicable?	46.09	26.76	15.04	12.11

Graphical representation of Student Feedback Analysis:



It is evident from the graph mentioned above that, majority of the students are satisfied with the curriculum, academic performance, and the assistance provided by the faculties.

During feedback suggestions received from students are as follows:

- ❖ Latest edition books
- ❖ Extra classes with faculty
- ❖ Co curricular activities

The feedback & suggestions obtained are discussed with the higher authorities & management and the issues of special concerns are addressed and discussed in the in-house meetings for the upcoming session. Required actions were taken in the form of sending circulars to course department along with the students.

Action Taken Report

Feedback	Action Taken
Latest Edition books	Books of latest edition were installed in the library as per the current syllabus.
Extra classes with faculty	Extra classes were provided to the students as per their requirements.
Co-curricular activities	Various types of events like educational, entertainment, etc. were organized to enhance practical knowledge of the students.



STUDENT FEEDBACK ANALYSIS (2015-2016)

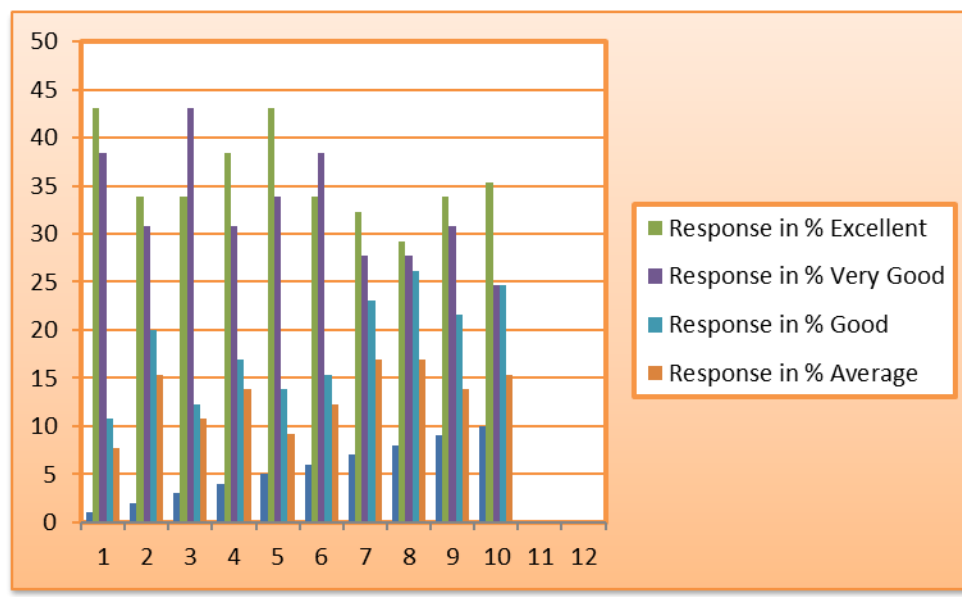
Fairfield Institute of Management & Technology is dedicated to the pre-eminence of education along with other important stipulation for the students. Institute conducts feedback process for knowing viewpoints of the students, and their thoughtful and constructive feedback are used to make improvements in order to enhance their growth and development if needed.

Following is the analysis of the opinion provided by the students:

Student Feedback Analysis

Question No.	Curriculum Evaluation Points	Response in %			
		Excellent	Very Good	Good	Average
1.	Has the teacher covered entire syllabus as prescribed by University?	43.3	25.77	16.49	14.43
2.	Has the teacher covered relevant topic beyond Syllabus?	40.21	34.54	14.43	10.82
3.	Effectiveness of teacher in terms of technical content	38.14	36.08	15.46	10.31
4.	Effectiveness of teacher in terms of communication Skills	35.05	32.47	16.49	15.98
5.	Effectiveness of teacher in terms of use of Non print teaching aids	44.33	27.84	14.95	12.89
6.	Effectiveness of teacher in terms of Availability beyond normal classes and co-operation to solve individual problems.	40.72	26.8	18.04	14.43
7.	Effectiveness of teacher in terms of Pace on which contents were covered	34.02	31.96	24.74	9.28
8.	Overall effectiveness of teacher	38.14	37.63	14.95	9.28
9.	How do you rate the contents of the curricular?	40.72	38.66	13.4	7.22
10.	How do you rate lab facilities, if applicable?	44.33	35.57	10.82	9.28

Graphical representation of Student Feedback Analysis:



It is evident from the graph mentioned above that, majority of the students are satisfied with the curriculum, academic performance, and the assistance provided by the faculties.

During feedback suggestions received from students are as follows:

- ❖ Sports events should be organized
- ❖ Information related student portal should be given.
- ❖ Books should be provided in Hindi for Hindi medium students.
- ❖ Projector should be installed in classrooms for better understanding.

The feedback & suggestions obtained are discussed with the higher authorities & management and the issues of special concerns are addressed and discussed in the in-house meetings for the upcoming session. Required actions were taken in the form of sending circulars to course department along with the students.

Action Taken Report

Feedback	Action Taken
Sports events should be organized	Different teams for various sports were made and Sports events were organized. Institute also supports students who play individual.
Information related student portal should be given.	Workshop was organized to let students know how to access their student portal account and it's usages as well.
Books should be provided in Hindi for Hindi medium students.	Books according to the requirement of the students were introduced in the book bank. Also, students have full access to library.
Projector should be installed in classrooms for better understanding	Projectors were installed in the classrooms to use different teaching aids which helps students in better learning and understanding

